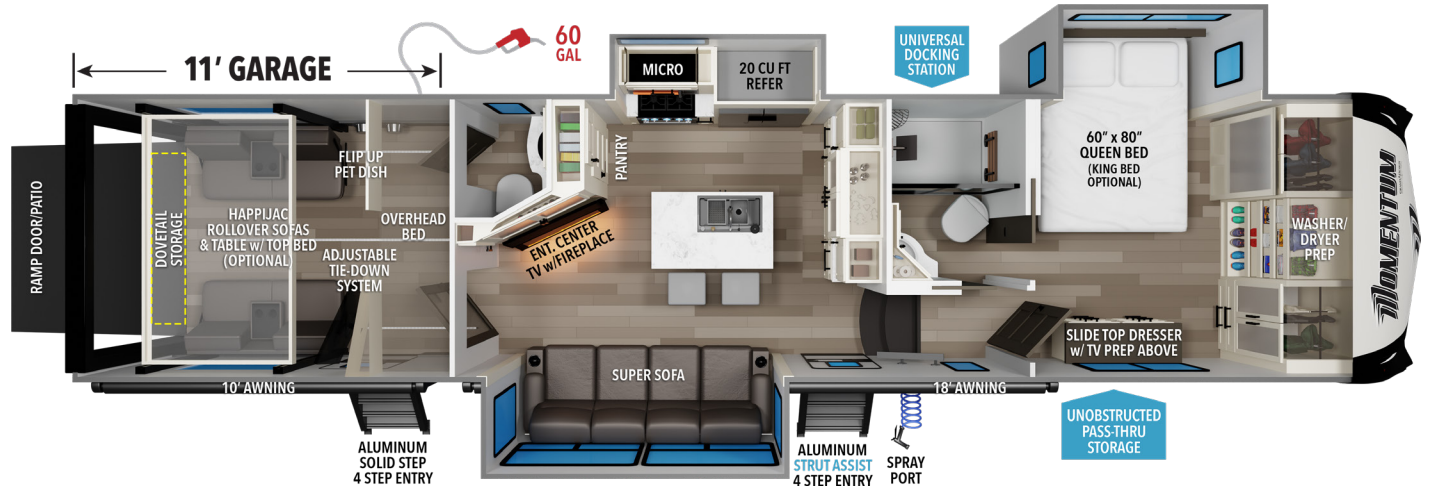




MOMENTUM



**EXPLORE
MORE**



351MS	EXT. DIMENSIONS				WATER CAPACITIES				SLEEPS
	EXT. LENGTH	UVW	HITCH	GVWR	AWNING	FRESH	GRAY	WASTE	
	39' 11"	15,760	3,000	19,000	10', 18'	140 (Gal.)	52 (Gal.)	104 (Gal.)	6

ALL MOMENTUM FIFTH WHEELS

FLOORPLAN SPECIFIC

- H-Rated Tires
- 6-Point Hydraulic Leveling System
- Triple Insulated Garage Floor R45
- 2 x 30 Gallon Fuel Cells w/ Fuel Station
- GE Appliance Suite
- Huge 12V 20 Cu. Ft. Refrigerator
- Flush Floor Linoleum Slide (No Carpet)
- MORryde Rubber Pin Box
- Drop Frame Chassis for Max Pass Through Storage

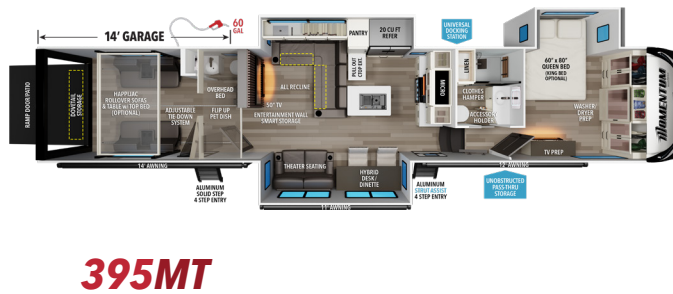
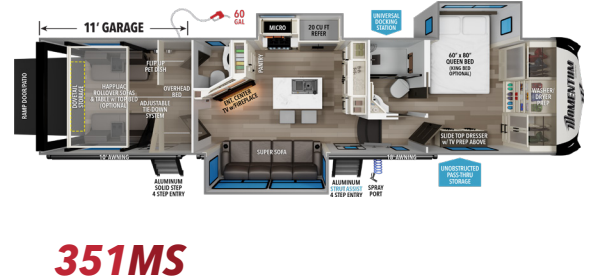
- Weather-Tek Insulation - R40 Roof, R45 Garage, R45 in Floor, R11 Walls
- 6'6" Interior Height in Bed and Bath Area
- MORryde Strut Assist Entry Step
- LCI One Control for Slideouts, Awnings, Lighting, TPMS, Gen & HVAC
- Stealth 3+ A/C System
- Roof Mounted Solar Prep
- Keyed Alike Entry System
- MORryde Independent Suspension 2.0
- Laminated Slide Room Endwalls & Roof
- All-in-One Utility Center

- 4-Seater Sofa for Entertaining Purposes
- 11' Garage with Additional 1/2 Bathroom
- Dual Entry Master Bath
- Enlarged Linen for Kitchen or Bathroom Storage
- Combined 28' of Awning Space

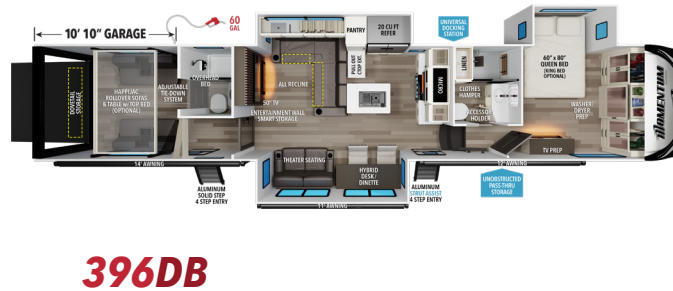


MOMENTUM

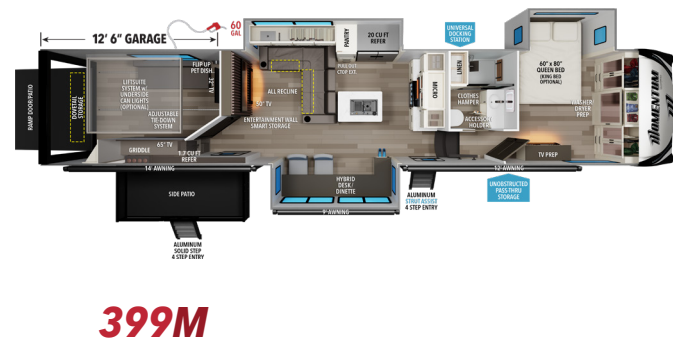
FIFTH WHEELS



NEW



NEW



NEW