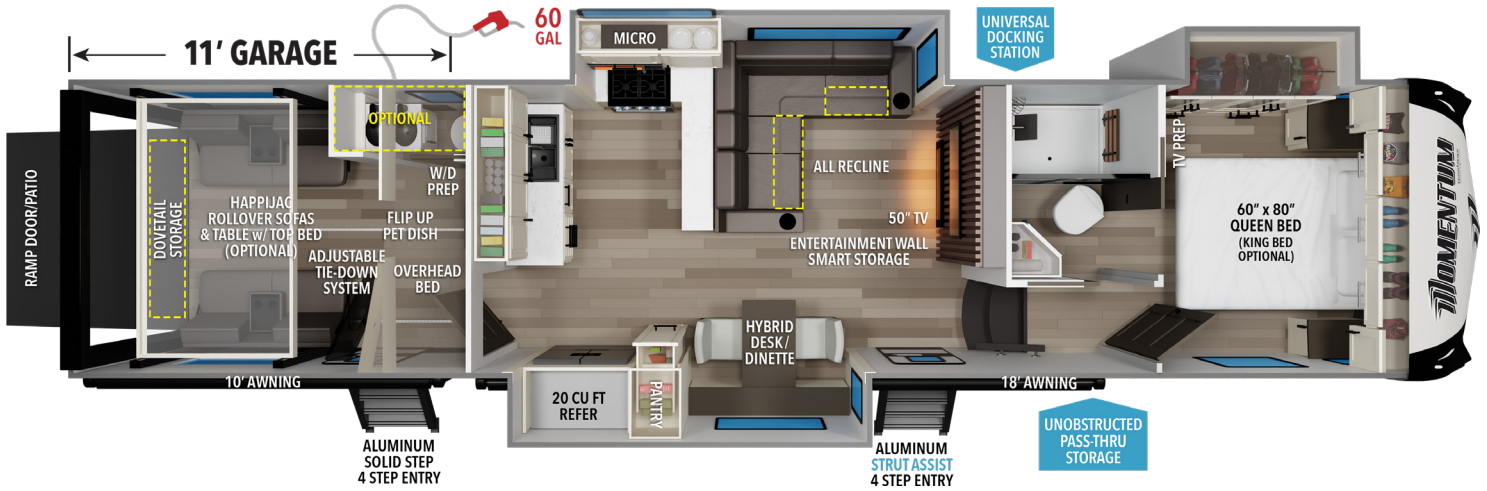




MOMENTUM



**EXPLORE
MORE**



344M	EXT. LENGTH	UVW	HITCH	GVWR	AWNING	WATER CAPACITIES			SLEEPS
	39' 11"	15,910	3,500	19,000	18', 10'	FRESH	GRAY	WASTE	6
						140 (Gal.)	104 (Gal.)	52 (Gal.)	

ALL MOMENTUM FIFTH WHEELS

FLOORPLAN SPECIFIC

- H-Rated Tires
- 6-Point Hydraulic Leveling System
- Triple Insulated Garage Floor R45
- 2 x 30 Gallon Fuel Cells w/ Fuel Station
- GE Appliance Suite
- Huge 12V 20 Cu. Ft. Refrigerator
- Flush Floor Linoleum Slide (No Carpet)
- MORryde Rubber Pin Box
- Drop Frame Chassis for Max Pass Through Storage

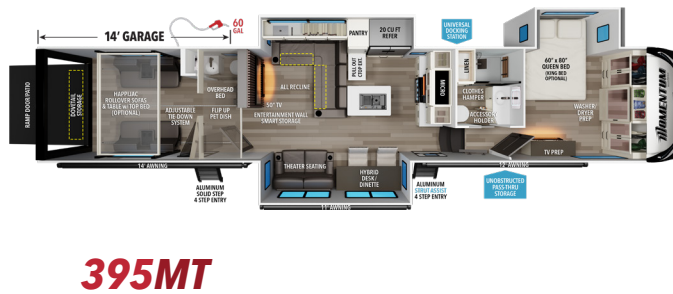
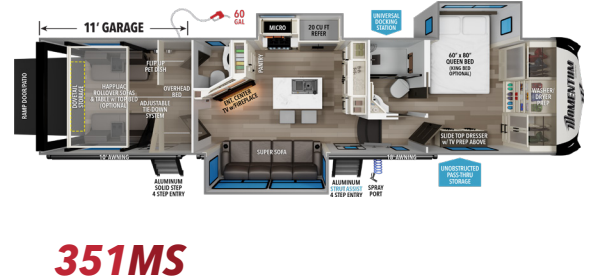
- Weather-Tek Insulation - R40 Roof, R45 Garage, R45 in Floor, R11 Walls
- 6'6" Interior Height in Bed and Bath Area
- MORryde Strut Assist Entry Step
- LCI One Control for Slideouts, Awnings, Lighting, TPMS, Gen & HVAC
- Stealth 3+ A/C System
- Roof Mounted Solar Prep
- Keyed Alike Entry System
- MORryde Independent Suspension 2.0
- Laminated Slide Room Endwalls & Roof
- All-in-One Utility Center

- Residential layout under 40'
- Incredible counterspace & cabinet storage
- Hybrid desk/dinette for multi-purpose use
- Residential pull-out pantry
- L-Shape with theater

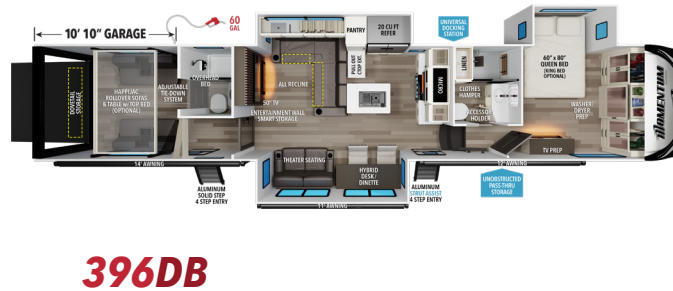


MOMENTUM

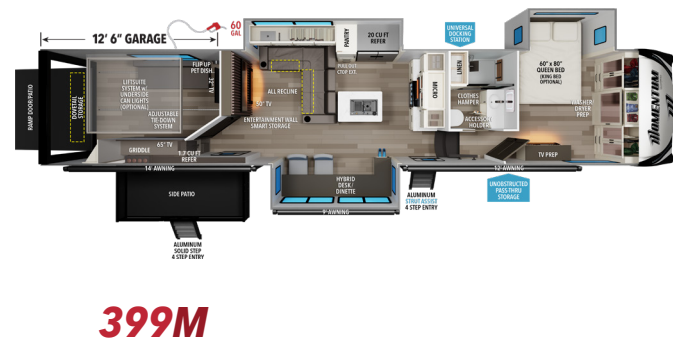
FIFTH WHEELS



NEW



NEW



NEW